


Health & Safety Statistics 2022

and our Risk Guides to help combat some of these alarming stats

SOURCE: HEALTH AND SAFETY EXECUTIVE, DECEMBER 2022



36.8 million

working days lost due to work-related ill health and non-fatal workplace injury in 2021/22

£7.6 billion

annual costs of workplace injury in 2019/20




6.0 million

working days lost due to non-fatal workplace injuries according to self-reports from the Labour Force Survey in 2021/22

30%

of non-fatal injuries to employees by most common accident kinds (as reported by employers), 2021/22 were due to slips and trips



123

workers killed in work-related accidents in 2021/22 with fall from height being the main cause




477,000

workers suffering from a work-related musculoskeletal disorder



914,000

workers suffering from work-related stress, depression or anxiety



To discuss your Risk Management requirements, please contact our Risk Management Division Manager Keith Marlow on 020 7330 8756/07568 146606 or by email kdm@centor.co.uk